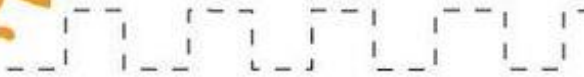





## English Language Arts

Match the Dino




# dinosaur prewriting

trace the lines to match the dinosaurs



## Flower Trace

### In My Garden Tracing Skills



## Math & Science

### Throw 10 Snowballs:

Make “snowballs” from paper (or any way you like), then place them in a bucket at one end of the room. Start kids out by having them toss snowballs into another bucket until they reach 10 (or any target number). Count with your student as they throw them, or have them count as they throw if they are able. Ask “how many?” questions to help them built quantity concepts.



Collect things from around the house and have your child match them with the shape page you have created. If your student is not able to match them, you can do it with them and label the shapes you are finding and use words like “the same” “match” and then have them attempt after several models completed by you.

## Build a Forest Counting



Have your child make the tree as tall as the number on the trunk, have them read the number and count the triangle they add until they reach the number. Ask them questions about “how many?” “what’s the total?” “what number comes next?” and have them use one to one correspondence:

## Fine Motor

### Tracing Lines



### Flower/Plant Painting:



Cut a flower or two from your garden or from a nature walk. You could even paint with pinecones or other items you find on a nature walk.....put out a tray of 2 or more paint colors and have your kiddo explore with the different items to create an art project.

### Tracing letters, numbers, shapes in sand



## Sensory

Make Unicorn Slime with your kiddo:

[https://www.thebestideasforkids.com/fluffy-slime-recipe/?utm\\_medium=social&utm\\_source=pinterest&utm\\_campaign=tailwind\\_tribes&utm\\_content=tribes&utm\\_term=293428300\\_8181342\\_125230](https://www.thebestideasforkids.com/fluffy-slime-recipe/?utm_medium=social&utm_source=pinterest&utm_campaign=tailwind_tribes&utm_content=tribes&utm_term=293428300_8181342_125230)



Pick a Sensory Filler:

# Sensory Table Fillers


PRE-K

- Sand
- Water
- Soapy Water
- Ice
- Snow
- Dirt
- Cooked Noodles
- Uncooked Pasta
- Flour
- Dry Oatmeal
- Cut Straws
- Fish Gravel
- Leaves
- Sticks
- Mulch
- Rocks
- Seeds
- Pine Cones
- Flowers
- Flower petals
- Weeds
- Bird Seed
- Beans
- Rice
- Corn
- Chick Peas
- Dry Cereal
- Real Veggies
- Real Fruit
- Cut up Paper
- Goop
- Shaving Cream
- Play Dough
- Real Dough
- Pizza Dough
- Cotton Balls
- Plastic Grass
- Straws
- Lacing Items
- Letter Manipulatives
- Shape Manipulatives
- Number Manipulatives
- Ribbon
- Shredded Paper
- Hole Punches
- Pom Poms
- Legos
- Small Blocks
- Marble Works
- Magnets
- Tubes
- Caps & Tops
- Water Beads
- Small World



Dump and pour between bowls, cups, scoops

Thursday: add something to it like this



## Music

[Super Simple Songs](#) <---clickable for the webpage